

Preliminary

# Panasonic

## BUSINESS

# PT-RZ570 Series

1-Chip DLP™ Projectors

PT-RZ570W  
PT-RZ570B

### Specifications

Model	PT-RZ570	
Power supply	AC 100–240 V, 50/60 Hz	
Power consumption	TBD (0.5 W with Standby Mode set to Eco*1, 6 W with Standby Mode set to Normal) (Operating temperature: 25 °C [77 °F], altitude: 700 m [2,297 ft], IEC62087: 2008 Broadcast Content)	
DLP™ chip	Panel size	17.0 mm (0.67 inches) diagonal (16:10 aspect ratio)
	Display method	DLP™ chip x 1, DLP™ projection system
	Pixels	2,304,000 (1920 x 1200) x 1, total of 2,304,000 pixels
Lens	Manual zoom (x2) / focus lenses (1.46–2.94:1), F 2.0–3.4, f 21.5–43.0 mm	
Light source	Laser diode (Laser class: Class 1) (Class 3R for North America) Luminance life: 20,000 hours at half luminance (Normal Mode, Temperature: 35 °C [95 °F], altitude: 700 m [2,297 ft], Dust: 0.15 mg/m³)	
Screen size (diagonal)	1.02–7.62 m (40–300 inches)	
Brightness	5,400 lm (Center)*3 / 5,200 lm*2*3	
Center-to-corner uniformity*2	90 %	
Contrast*2	20,000:1 (Full On/Full Off, Dynamic Contrast Mode: ON)	
Resolution	1920 x 1200 pixels	
Scanning frequency	HDMI/DVI-D/DIGITAL LINK	fH: 27–100 kHz, fV: 24–120 Hz, dot clock: 25–162 MHz, 525i (480i)*4, 625i (576i)*4, 525p (480p), 625p (576p), 750 (720)/60p, 750 (720)/50p, 1125 (1080)/60i, 1125 (1080)/50i, 1125 (1080)/24p, 1125 (1080)/24sF, 1125 (1080)/30p, 1125 (1080)/50p, VGA (640 x 480)–WUXGA*5 (1920 x 1200), compatible with non-interlaced signals only
	RGB	fH: 15–100 kHz, fV: 24–120 Hz, dot clock: 20–162 MHz
	YPbPr (YCbCr)	525i (480i): fH 15.75 kHz; fV 60 Hz, 625i (576i): fH 15.63 kHz; fV 50 Hz, 525p (480p): fH 31.50 kHz; fV 60 Hz, 625p (576p): fH 31.25 kHz; fV 50 Hz, 750 (720)/60p: fH 45.00 kHz; fV 60 Hz, 750 (720)/50p: fH 37.50 kHz; fV 50 Hz, 1125 (1035)/60i: fH 33.75 kHz; fV 60 Hz, 1125 (1080)/60i: fH 33.75 kHz; fV 60 Hz, 1125 (1080)/50i: fH 28.13 kHz; fV 50 Hz, 1125 (1080)/25p: fH 28.13 kHz; fV 25 Hz, 1125 (1080)/24p: fH 27.00 kHz; fV 24 Hz, 1125 (1080)/24sF: fH 27.00 kHz; fV 48 Hz, 1125 (1080)/30p: fH 33.75 kHz; fV 30 Hz, 1125 (1080)/60p: fH 67.50 kHz; fV 60 Hz, 1125 (1080)/50p: fH 56.25 kHz; fV 50 Hz
Video	fH: 15.75 kHz, fV: 60 Hz (NTSC/NTSC4.43/PAL-M/PAL60), fH: 15.63 kHz, fV: 50 Hz (PAL/PAL-N/SECAM)	
Optical axis shift*6	Vertical (from center of screen)	+64 %, -44 % (manual)
	Horizontal (from center of screen)	+27 %, -34 % (manual)
Keystone correction range	Vertical: ±40 °, Horizontal: ±20 °	
Installation	Ceiling/floor, front/rear, free 360 ° installation	
Terminals	HDMI IN	HDMI 19-pin x 2 (Deep Color, compatible with HDCP)
	DVI-D IN	DVI-D 24-pin x 1 (DVI 1.0 compliant, compatible with HDCP, compatible with single link only)
	COMPUTER 1 IN	D-sub HD 15-pin (female) x 1 (RGB/YPbPr/YCbCr/YC)
	COMPUTER 2 IN/1 OUT	D-sub HD 15-pin x 1
	VIDEO IN	Pin jack x 1 (composite video)
	AUDIO IN 1	M3 x 1 (L-R x 1)
	AUDIO IN 2	M3 x 1 (L-R x 1)
	AUDIO IN 3	Pin jack x 2 (L-R x 2)
	AUDIO OUT	M3 x 1 (L-R x 1) (variable)
	SERIAL IN	D-sub 9-pin (female) x 1 for external control (RS-232C compliant)
	LAN	RJ-45 x 1 for network connection, 100Base-TX, compatible with Art-Net, compliant with PLink™
	DIGITAL LINK	RJ-45 x 1 for network/DIGITAL LINK connection (video/network/serial control)
	USB	5 V, 900 mA
Cabinet materials	Molded plastic	
Dimensions (W x H x D)	498 x 168*8 x 492 mm (19 19/32" x 6 19/32" x 19 3/8")	
Weight*7	Approximately 16.5 kg (36.4 lbs)	
Operation noise*2	35 dB (Normal Mode), 29 dB (Silent Mode)	
Operating environment	Operating temperature: 0–45 °C (32–113 °F)*9, operating humidity: 10–80 % (no condensation)	
Applicable software	Logo Transfer Software, Multi Monitoring & Control Software, Early Warning Software	
Supplied accessories	Power cord with secure lock x 1 (x 2 for EU models), wireless remote control unit x 1, batteries for remote control (R03/AAA type x 2), software CD-ROM (Logo Transfer Software, Multi Monitoring & Control Software x 1)	

\*1 When Standby Mode is set to Eco, network functions such as power on over LAN will not operate. \*2 Measurement, measuring conditions, and method of notation all comply with ISO 21118 international standards. \*3 With operation mode set to Normal. \*4 Only compatible with dot clock frequency of 27 MHz (pixel repetition signal). \*5 WUXGA resolution is supported only when the signals are compliant with VESA CVT-RB (Coordinated Video Timing-Reduced Blanking). \*6 When installed in conventional orientation, upper side and right side facing toward the screen are "+". When installed on the ceiling, bottom side and left side are "+". \*7 Average value. May differ depending on the actual unit. \*8 With legs at shortest position. \*9 When used in at altitudes from 1,400 m to 4,200 m (4,593 ft to 13,780 ft) above sea level, operating temperature range is 0 °C (32 °F) to 40 °C (104 °F). When used in at altitudes above 2,700 m (8,858 ft), projectors cannot be used in Eco Mode or Silent Mode. When used at elevations below 2,700 m (8,858 ft) in ambient temperatures of 25 °C (95 °F) or higher, light output may be reduced to protect the projector. When used at altitudes from 2,700 m to 4,200 m (8,858 ft to 13,780 ft) in ambient temperatures of 25 °C (77 °F) or higher, light output may be reduced to protect the projector.

## The Laser Projector with Real Staying Power



For more information about Panasonic projectors, please visit:  
 Projector Global Website – [panasonic.net/avc/projector](http://panasonic.net/avc/projector)  
 Facebook – [www.facebook.com/panasonicprojector](https://www.facebook.com/panasonicprojector)  
 YouTube – [www.youtube.com/user/PanasonicProjector](https://www.youtube.com/user/PanasonicProjector)

Weights and dimensions shown are approximate. Specifications and appearance are subject to change without notice. Product availability differs depending on region and country. This product may be subject to export control regulations. DLP, DLP logo and DLP Medallion logo are trademarks or registered trademarks of Texas Instruments. The projection distances and throw ratios given in this leaflet are for use only as guidelines. For more detailed information, please consult the dealer from whom you are purchasing the product. The PLink trademark is an application trademark in Japan, the United States, and other countries and regions or registered trademarks. HDMI, the HDMI Logo, and High-Definition Multimedia Interface are trademarks or registered trademarks of HDMI Licensing LLC in the United States and other countries. All other trademarks are the property of their respective trademark owners. Projection images simulated. © 2016 Panasonic Corporation. All rights reserved.

All information included here is valid as of January 2016.

PT-RZ570G1 Printed in Japan.







## SOLID SHINE Laser: Ideal for Business and Education

Big, bold, pin-sharp images don't fade away fast with SOLID SHINE Laser. In fact, image quality and endurance far outstrips that of competitive lamp-based projectors, with almost no maintenance required. Add a suite of features that makes daily operation a breeze and you start to get the picture: the PT-RZ570 is a smart choice for beautiful images in classrooms, boardrooms, or office meeting spaces.



## What do I want in a projector?

Excellent Picture Quality



### Bright, Punchy Pictures in WUXGA

SOLID SHINE Laser guarantees magnificent image quality thanks to a powerful solid-state laser light source and four-segment color wheel that boosts color without sacrificing brightness.



### Anti-Dust Protection

These projectors are dustproof. There are no lamps or filters to replace. Just sit back and enjoy 20,000 hours\* of maintenance-free projection with consistently brilliant picture quality.

\* At 20,000 hours, projector brightness will have decreased to approximately half of its original level.



Image Quality Maintained

Low Running Costs



### Low Total Cost of Ownership

SOLID SHINE Laser Phosphor projectors are cheaper to run, end of story. They require almost no maintenance, and with a variety of ECO features, use much less energy to operate continuously.

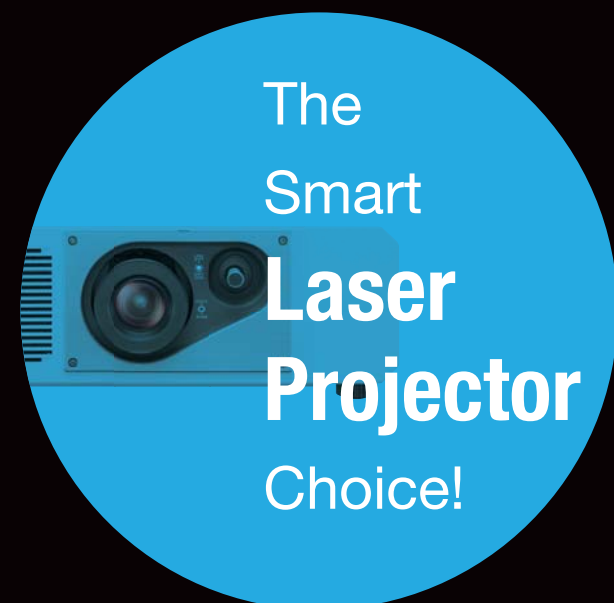


### Quick Start and Quick Off

Because the PT-RZ570 is powered by SOLID SHINE Laser technology, you can turn the projector on and off any time you like. With Quick Start Mode, projection begins in about one second. No warm up period, no wait.



Instant Projection



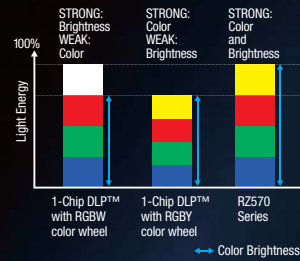


# Leading the Industry with Superior 1-Chip DLP™ SOLID SHINE Laser Phosphor Projection



## SOLID SHINE Laser is Enhanced with the Latest DLP™ Technology

Together with the latest DLP™ module for detailed WUXGA resolution and new-generation solid-state laser diodes for high brightness, PT-RZ570's outstanding performance stems from a four-segment Quartet Color Harmonizer color wheel that reduces energy loss from the light source, boosting perceived brightness and improving color accuracy.



## Natural White Balance

Quartet Color Harmonizer captures a wider section of the color gamut than comparable projectors, which in turn allows white to be reproduced realistically on screen. In conventional projectors, if an ideal white balance isn't achieved, images can appear with a distracting greenish tint.

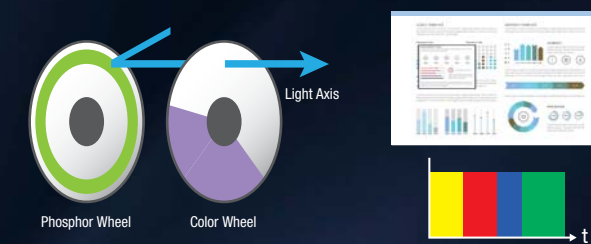
## Laser Module Maintains Picture Quality for Longer

Thanks to the long-lasting laser light-source module, there are no lamps to replace and image color and brightness degrade more gradually and in a linear rather than exponential fashion. As well as reducing maintenance hassle, picture quality is maintained for longer.

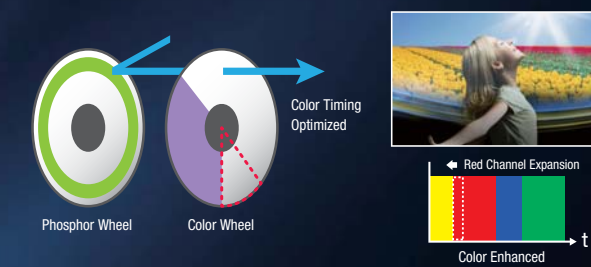
## Rich Color Enhancer

Rich Color Enhancer offers a Dynamic Mode setting to increase image brightness, or Graphic Mode/Standard Mode, which adjusts color-wheel timing to produce deeper, richer colors in rooms where maximum brightness is unnecessary.

### Dynamic Mode - for Brighter Images




### Standard / Graphic Mode - for Colorful Images



# Outstanding Brightness and Picture Quality

## Dynamic Light Control

The PT-RZ570 projector directly modulates laser power output to enable high contrast while reducing power consumption. Digitally controlled frame-by-frame scene-linking modulation ensures highly precise light output adjustment, and accurate 20,000:1\*1 contrast is achieved even when bright and dark scenes suddenly or frequently interchange.



## Daylight View Basic Produces Pin-Sharp Images in Bright Environments

Panasonic's Daylight View Basic technology achieves sharp, easily viewed images by enhancing detail, particularly in dark areas of the image that are normally difficult to see in brightly lit rooms. A built-in sensor measures ambient light while Daylight View Basic adjusts halftone color and brightness according to the surrounding level of illumination.



## Detail Clarity Processor 3 Sharpens the Finest Details

This unique Panasonic circuit optimizes the sharpness of each image based on the super high, high, medium, and low frequency components of the extracted image information. The resulting images are expressed with natural realism.



# Long-lasting Reliability and Low Maintenance

## Dust-Resistant Hermetically Sealed Optical Block

PT-RZ570 Series' optical block—the heart of these projectors—is hermetically sealed. The design has passed stringent testing for dusty environments with 0.15 mg of particulate matter per cubic meter (based on American Society of Heating, Refrigerating, and Air-Conditioning Engineers [ASHRAE] and Japanese Building Maintenance Association guidelines). The structure prevents brightness degradation from dust intrusion. PT-RZ570 Series ensures consistent and long-lasting image quality for up to 20,000 hours\*3 without maintenance.

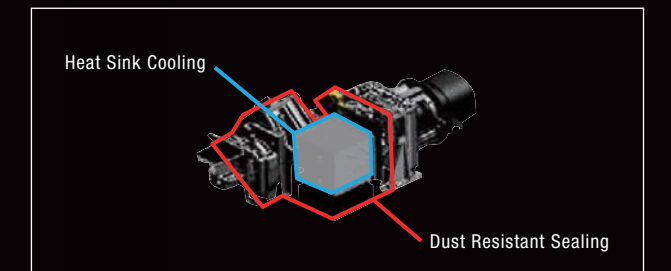
**Dusty Environment**

**Dustproof**  
0.15 mg/m<sup>3</sup>

**No Maintenance**  
20,000 HOURS

## Efficient Cooling System

Heat-pipe cooling for the laser light source and a heavy-duty heat sink for the DMD module keep images crisp and bright while reducing fan speed, lowering noise levels and preventing distractions in quiet classrooms.



1-Chip DLP™ Projector  
**PT-RZ570**

<b>5,400 lm (Center)</b>	<b>5,200 lm</b>	<b>WUXGA</b>	<b>20,000 : 1</b>
--------------------------	-----------------	--------------	-------------------

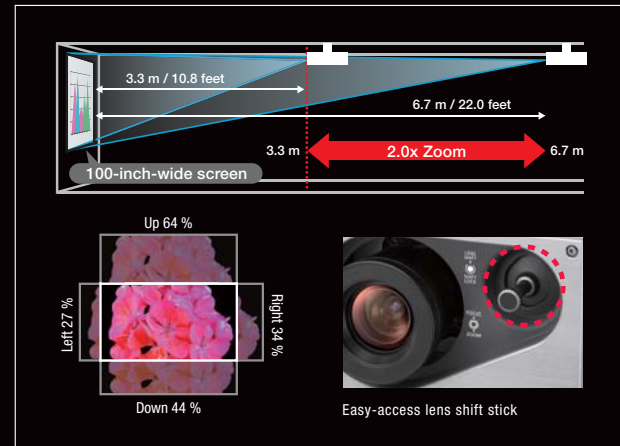
PT-RZ570B

\*1 With Dynamic Contrast set to ON. \*2 This product is not a medical instrument. Do not use for actual medical diagnosis. \*3 At 20,000 hours, projector brightness will have decreased to approximately half of its original level. Panasonic recommends cleaning or checkup at point of purchase after every 20,000-hour period (approximately). Light source lifetime may be reduced depending on environmental conditions. Replacement of parts other than the light source may be required in a shorter period. Dustproof tests are conducted to confirm operational effectiveness under conditions with 0.15 mg/m<sup>3</sup> of particulate matter (based on tests by the American Society of Heating, Refrigerating, and Air-Conditioning Engineers [ASHRAE], and the Japanese Building Maintenance Association). Measurements are made using acceleration tests.

# Functions to Make Life Easy

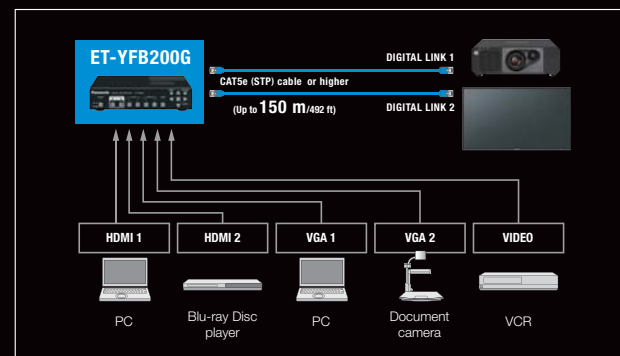
## Wide-Range 2.0x Zoom and Lens Shift

The inclusion of a versatile 2x zoom and joystick-operated wide-range lens shift grants flexibility for installation in different rooms and for projection on different screen sizes. To produce a 100-inch-diagonal wide-screen image, projection distance extends from approximately 3.3 m (10.8 ft) to approximately 6.7 m (22.0 ft).



## Single-Cable DIGITAL LINK Control and Video Connection

DIGITAL LINK supports transmission of uncompressed Full HD video and control commands through a single CAT 5e or higher STP cable for distances of up to 150 m (492 ft)\*. Add an optional DIGITAL LINK Switcher or Digital Interface Box to further simplify installation in large venues while reducing cost and improving reliability at the same time.



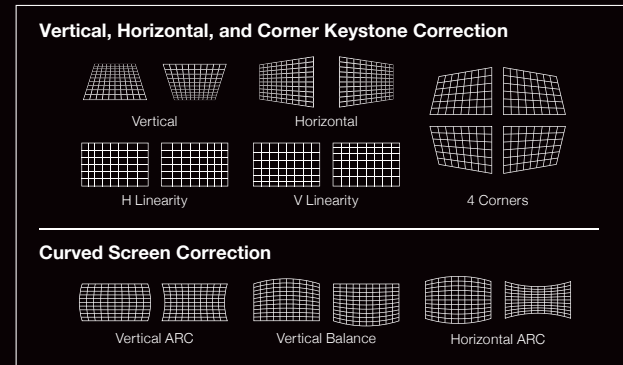
## Quick Start and Quick Off

The laser light source does not require any warm-up time, so images appear almost instantly (about one second) with PT-RZ570 projectors. There's also no cooling time required when turning the power off. Users can turn the projector on and off immediately as many times as necessary.



## Geometric Adjustment for Specially Shaped Screens

Horizontal, vertical, and corner keystone correction adjusts the image shape for clear visibility when projecting off-axis or from an unusual angle. Curved Screen Correction allows for the projection of natural, distortion-free images onto curved or cylindrical surfaces.




Images can be projected onto curved surfaces.

## Silent 29 dB Operation Mode

Technologies combine to keep noise levels down to just 29 dB in Silent Mode (35 dB in Normal) so the sound of the cooling fan is hardly noticeable. This is made possible by an efficient cooling system, reduction of light output to limit fan speed, and color-wheel speed control to prevent excessive noise.

## Auto Screen Image Rotation

Images are automatically rotated depending on installation orientation—upside down on the ceiling or set on a table—using a built-in angle sensor.



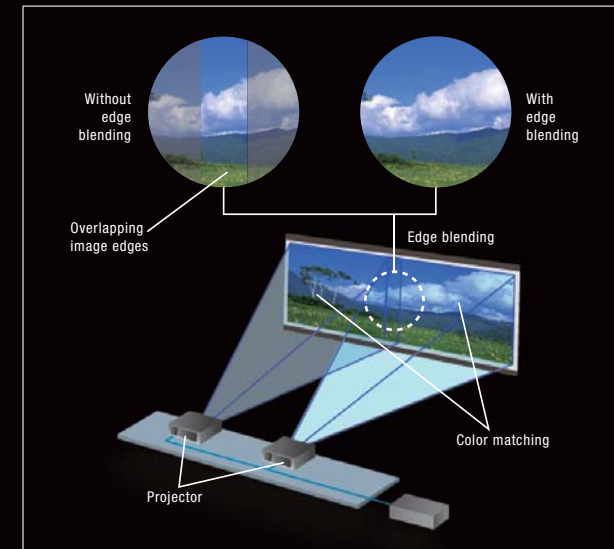
## Free 360-degree Rotation

Projection is possible in any direction vertically and horizontally, and the unit can be rotated 360 degrees for installation at any angle.



## Edge Blending and Color Matching

Adjoining edges in a multi-screen system can be blended to create a smooth and seamless image. Slight variations in the color reproduction of individual projectors can be corrected in multi-screen applications.



## Art-Net DMX Compatible

PT-RZ570 is compatible with Art-Net DMX protocol for lighting management. Art-Net compatibility allows the projector to be connected to a lighting console with easy control of functions.

## Fade In and Fade Out

Digital laser output power modulation technology also enables a handy Fade In/Fade Out function for a smoother presentation.

## ECO Management System

A variety of Eco Management options are easily accessible simply by pushing a button on the remote. Enabling these where possible significantly reduces energy consumption and extends operational life.



## Picture-in-Picture Capability

Two different image sources can be simultaneously displayed on a single screen: for example video via HDMI1 can be projected together with content from HDMI2 or DIGITAL LINK.

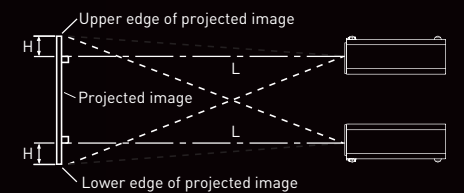


## Projection distance

Unit: meters [feet]

### PT-RZ570 (16:10 aspect ratio)

Projection image size Diagonal (inch)	Projection distance (L)		Height from the edge of screen to center of lens (H)	
	min.	max.		
1.02 (40")	1.22 [4.02]	2.51 [8.24]	0.02 - 0.20	[0.07 - 0.66]
1.27 (50")	1.54 [5.07]	3.15 [10.33]	0.03 - 0.27	[ 0.1 - 0.88]
1.52 (60")	1.86 [6.12]	3.78 [12.43]	0.04 - 0.34	[0.12 - 1.11]
1.78 (70")	2.18 [7.17]	4.42 [14.52]	0.05 - 0.40	[0.15 - 1.33]
2.03 (80")	2.50 [8.22]	5.06 [16.61]	0.05 - 0.47	[0.17 - 1.55]
2.29 (90")	2.82 [9.27]	5.70 [18.71]	0.06 - 0.54	[ 0.2 - 1.77]
2.54 (100")	3.14 [10.32]	6.34 [20.80]	0.07 - 0.61	[0.22 - 1.99]
3.05 (120")	3.78 [12.42]	7.61 [24.98]	0.08 - 0.67	[0.25 - 2.21]
3.81 (150")	4.74 [15.57]	9.53 [31.26]	0.09 - 0.81	[ 0.3 - 2.65]
5.08 (200")	6.34 [20.82]	12.72 [41.73]	0.11 - 1.01	[0.37 - 3.31]
6.35 (250")	7.94 [26.07]	15.91 [52.20]	0.15 - 1.35	[0.49 - 4.42]
7.62 (300")	9.54 [31.32]	19.10 [62.66]	0.19 - 1.68	[0.61 - 5.52]




## Optional accessories

- ET-PKD120H\*** Ceiling Mount Bracket (for High Ceiling)
- ET-PKD120S\*** Ceiling Mount Bracket (for Low Ceiling)
- ET-PKD130B\*** Projector Mount Bracket
- ET-SWA100 Series** Early Warning Software
- ET-YFB200G** DIGITAL LINK Switcher
- ET-YFB100G** Digital Interface Box

\* Use ET-PKD120H Ceiling Mount Bracket (for high ceiling) and ET-PKD120S Ceiling Mount Bracket (for low ceiling) in combination with ET-PKD130B Projector Mount Bracket.

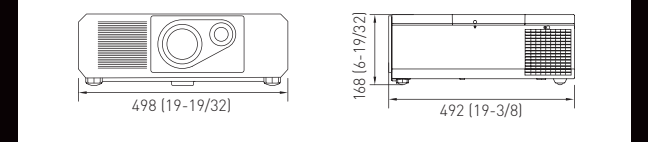
## Terminals



- 1. VIDEO IN terminal
- 2. COMPUTER 1 IN terminal
- 3. COMPUTER 2 IN/1 OUT terminal
- 4. DVI-D IN terminal
- 5. HDMI 1 IN terminal
- 6. HDMI 2 IN terminal
- 7. DIGITAL LINK terminal
- 8. LAN terminal
- 9. AUDIO IN 3 terminal
- 10. SERIAL IN terminal
- 11. AUDIO IN 1/2 terminal
- 12. AUDIO OUT terminal
- 13. USB terminal

## Dimensions

unit: mm (inches)



\*4 150 m (492 ft) transmission available only with ET-YFB200G DIGITAL LINK Switcher for signals up to 1080/60p (dot-clock frequency 148.5 MHz).