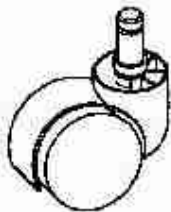
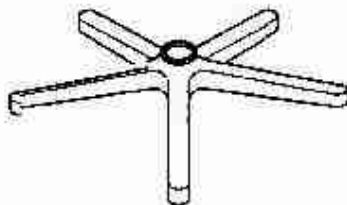


OFFICE CHAIR

MODEL # CTV 9413




1. Caster (5)



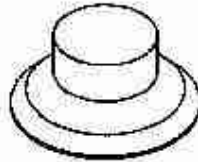
2. Base



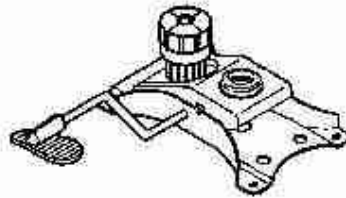
3. Seat Post



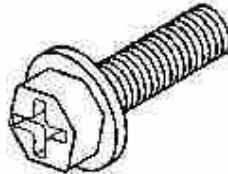
4. Seat Post Cover



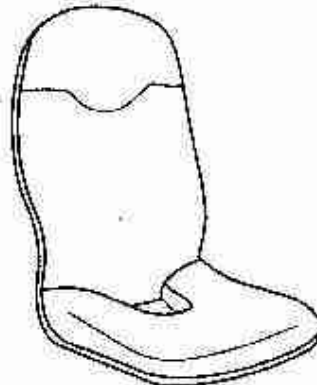
5. Plastic Cover



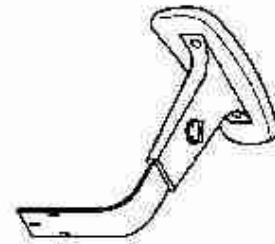
6. Mechanism



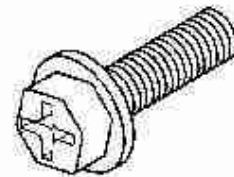
7. Mechanism Screw (4)




8. Backrest & Seat



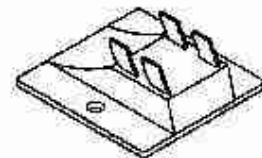
9. Armrest (2)



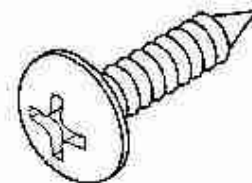
10. Arm Screw (6)



11. Air Pump



12. Air Pump Holder



13. Air Pump Holder Screw (2)
(Pre-assembled on Seat)

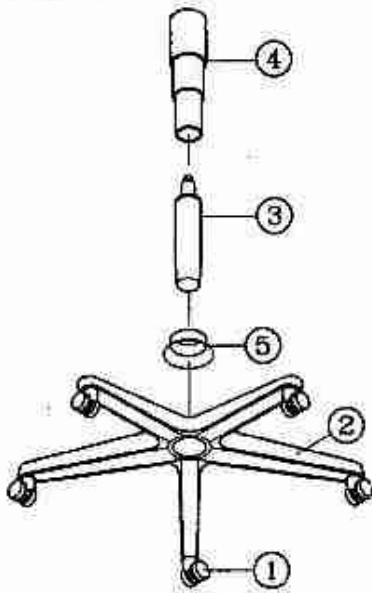
IMPORTANT NOTICE

1. YOU WILL FEEL A SLIGHT "BOUNCE - BACK" WHEN YOU SIT DOWN. THIS IS NORMAL : NOT A DEFECT . THE PNEUMATIC CYLINDER FOR THE SEAT HEIGHT ADJUSTMENT REACTS TO YOUR WEIGHT BY GIVING A LITTLE.
2. YOU MAY OBSERVE TWO SMALL HOLES FOR PRODUCTION NEED IN LOW END OF BACKREST . THE HOLES WOULD BECOME INVISIBLE AFTER YOU ASSEMBLE THE CHAIR.(SEE REVERSE SIDE)

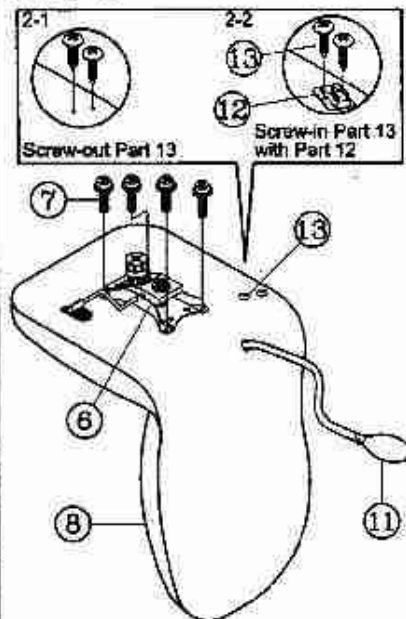
ASSEMBLY INSTRUCTION

Remove all items from the carton . Verify all pieces before assembly.

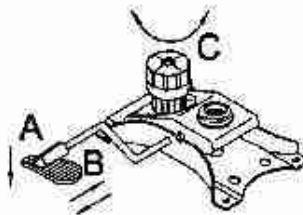
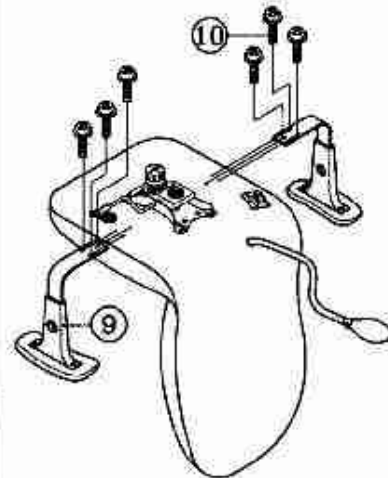
STEP 1.



STEP 2.



STEP 3.



MECHANISM INSTRUCTION WHILE SEATING :

(A) SEAT HEIGHT LEVER :

Pull lever up to raise or lower seat .
Release when desired position is
obtained.

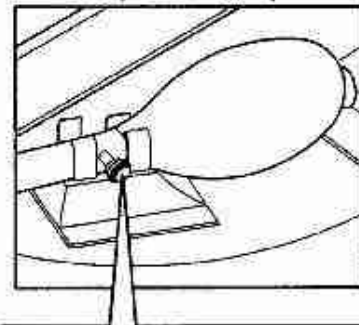
(B) TILTER LEVER : Tension control.

- Blockage of tilter – reclining inward.
- Release blockage – reclining outward.

(C) TILT TENSION ADJ. KNOB :

Rotate the knob clockwise / counter-
clockwise to adjust tilt tension based on
body weight.

For lumbar support , inflate back
airbag by pumping air through the
air pump . To discharge air , turn
releasing knob of the air pump
counterclockwise.



Turn knob counterclockwise to
release air , turn clockwise before
pumping air.

PREVENTIVE MAINTENANCE AND WARNING!

- USE THIS PRODUCT ONLY FOR SEATING ONE PERSON AT A TIME.
- DO NOT USE THIS CHAIR AS A STEP STOOL / LADDER.
- DO NOT USE CHAIR UNLESS ALL BOLTS , SCREWS AND KNOBS ARE TIGHTENED . AT LEAST EVERY SIX MONTHS , CHECK ALL BOLTS , SCREWS AND KNOBS TO BE SURE THEY ARE TIGHT.
- IF ANY PARTS ARE MISSING , DAMAGED OR WORN , STOP USE OF THE PRODUCT UNTIL REPAIRS ARE MADE USING FACTORY AUTHORIZED PARTS.
- FAILURE TO FOLLOW THESE WARNINGS COULD RESULT IN SERIOUS INJURY.

CTV 9413

Toll-Free Customer Service 1-800-367-3150

Hours of Operation : Monday through Friday 7:30 A.M. to 7:00 P.M. CST

Manufactured for Creative Office Seating.